

Center for Computational Sciences, University of Tsukuba  
Multidisciplinary Cooperative Research Program 2023  
Guide for Online Application

The system utilizes the indico system, developed by CERN for conferences and meetings. Since “Proposal submission” is done with its function of “Abstract submission”, you may find the word “abstract” in places which means “proposal/application” on this site.

Technical questions concerning the online submission should be sent to  
[project-register@ccs.tsukuba.ac.jp](mailto:project-register@ccs.tsukuba.ac.jp)

Takashi Nakatsukasa  
Chair of Joint Research Committee  
Center for Computational Sciences, University of Tsukuba

## Proposal submission

Project leaders must follow the following instruction. There are three steps: “Preparation of application form”, “Proposal submission”, and “Member registration”.

### Preparation of application form

- ① Download the MCRP proposal forms (MS WORD files) from <https://project.ccs.tsukuba.ac.jp/e/MCRP2023>  
After filling in the form, save it as a **PDF** file.







### Proposal submission

- ② Access to the online submission page (indico), <https://project.ccs.tsukuba.ac.jp/e/MCRP2023>. Click on “Login” at the top right corner and login. If you submitted a proposal last year, you should have an account. If you are new, click on “[create one here](#)” and create your user account **Note 1**).
- ③ Click on “Proposal submission”, in the left menu and go to “Submit new abstract”. You should note the followings:
  - “Title”: Project name
  - “Contribution type”: Select a category of the proposal (MCRP-L/M/S/FPGA)
  - “Authors”: Project leader’s name (Only **one person**). Find yourself from the “Search” button.
  - “Track”: Select a main field of the research proposal
  - “Number of project members”: Total number of project members including yourself.
  - “Cygnus/Pegasus: Project code”: Enter capital letters and numbers within 8 characters. Enter the current code for a renewal project.
  - “Wisteria: Project code”: Enter “**New**” for a new project, but enter the current code for a renewal project. If you do not use Wisteria-O, enter “**No**”.
- ④ Drop the **PDF** file of step ① onto “**Attachments**” and submit it online.
- ⑤ Record your proposal ID. This ID number, which is also written in the receipt email, is necessary for the member registration.

**Note 1)** Do not create an account more than one.

**Note 2)** Do not forget your registered email address. It will be necessary for future occasions including submission of the achievement report.

**Note 3)** During the period of proposal submission, **you may modify the proposal anytime**. From “Proposal submission” in the left menu, enter the project page, and click on the central button of this:    **Do not press “Withdraw” when you want to modify the proposal.**

 Please don't forget to read the [submission instructions](#) before submitting an abstract.

**Title \***

**Contribution type \***  Select class (L/M/S/FPGA)

**Authors \***

Authors

There are no authors

Co-authors

There are no co-authors

**Comments**

**Attachments** Attach a PDF file here.

Drag file here  
- or -

**Track \***

**Email \***

*Project leader's email address. This must be identical to that of your indico account.*

**Number of project members \***

**Cygnus/Pegasus: Project code \***

*Project code name with capital letters of English alphabets and numbers, not more than 8 characters. Do not use special characters. For a renewal project, put the current code name. For a new project, put a desired one. If you do not apply for Cygnus/Pegasus, input "No".*

**Cygnus/Pegasus: Requested budget \***

*The upper limit: MCRP-L (120000), MCRP-M (40000), MCRP-S (10000), MCRP-FPGA (10000). See "Call for proposals" for details. If you do not use Cygnus, input "0".*

**Cygnus/Pegasus: Requested disk capacity (TB) \***

*If this field is blank, the standard allocation (20 TB for MCRP-L, 10 TB for MCRP-M/FPGA, 5 TB for MCRP-S) is assumed. Projects that require more than the standard amount MUST provide the reason of necessity on the proposals.*

**Wisteria: Project code \***

*The renewal projects should fill in this field. It should be like "wo22i001". For a new project, input "New". If you do not use Wisteria-O, input "No".*

**Wisteria: Requested budget \***

*The upper limit: MCRP-L (550000), MCRP-M (200000), MCRP-S (50000). If you do not use Wisteria-O, input "0".*

**Wisteria: Requested disk capacity (TB) \***

*If this field is blank, the standard allocation (30 TB for MCRP-L, 15 TB for MCRP-M, 5 TB for MCRP-S) is assumed. Projects that require more than the standard amount MUST provide the reason of necessity on the proposals.*

If you do not apply for Cygnus/Pegasus, fill in "No" and "0".

Same as Cygnus part, but for Wisteria-O.